

# BURNDY® Products FCI

## Compression


### TWO HOLE HYLUG™ FLEX CONDUCTOR STANDARD BARREL

TYPES YA-L-2TC, YA-L-2TC-FX,  
YAV-L-2TC-FX

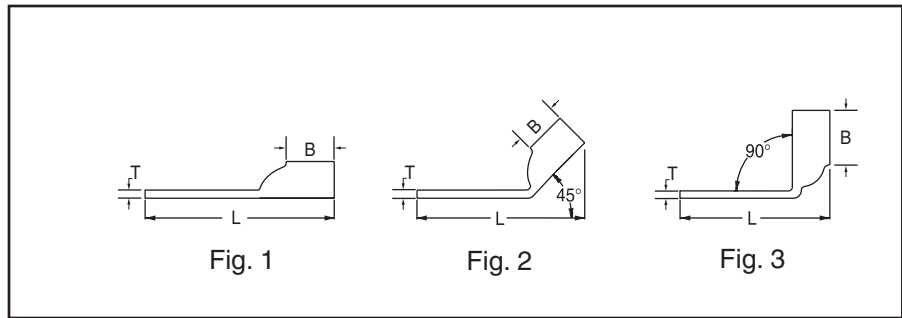
### COPPER COMPRESSION TERMINAL

C-66

UL Listed 90° C,  
600 Volts to 35 KV ◆



◆ For applications greater than 2000 Volts consult cable manufacturer for voltage stress relief instructions.

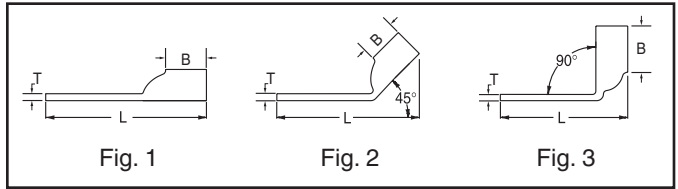



Catalog Number	Fig #	Conductor					▲ Installation Tooling								Wire Strip Length						
		AWG	*** MM <sup>2</sup>	Stud Hole Size	Stud Hole Spacing	Tongue Width	Figure Dimensions			Dieless (# of crimps)	Mechanical	Hydraulic		Color Code		Die Index					
							(B)	(T)	(L)		MD6, OUR840, MD7-34R	BCT500HS, Y500CTHS	Y35, Y39, Y750, Y46*, PAT750								
YA8CL2TC10	1	37/24	**	# 10	5/8"	.41"	.44"	.08"	MRC840 (1) MY29-3 (1) MY29-11 (1) Y8MRB-1 (1) Y2MR (1) Y1MR (1) Y81KFT (1) Y81KFTMBH (1) PAT81KFT-18V (1)	W8CVT (1) W8CRT (1) X8CRT (1)	W8CVT (1) W8CRT (1) X8CRT (1)	U8CRT (1)	Red	49	7/16"						
YA8CL2TC10-45	2															1/4"	5/8"	.44"	.44"	.08"	1.84"
YA8CL2TC10-90	3																				1.83"
YA8CL2TC14	1			1/4"	5/8"	.44"	.44"	.08"								1.37"					
YA8CL2TC14-45	2															1.95"					
YA8CL2TC14-90	3			1/4"	1"	.44"	.44"	.08"								1.94"					
YA8CL2TC14E1	1															1.49"					
YA8CL2TC14E1-45	2			1/4"	3/4"	.44"	.44"	.08"								2.33"					
YA8CL2TC14E1-90	3															2.08"					
YA8CL2TC14E2	1			1/4"	3/4"	.44"	.44"	.08"								2.32"					
YA8CL2TC14E2-45	2															2.07"					
YA8CL2TC14E2-90	3			3/8"	1"	.58"	.44"	.06"								1.87"					
YA8CL2TC38	1															2.08"					
YA8CL2TC38-45	2	3/8"	1"	.58"	.44"	.06"	2.08"														
YA8CL2TC38-90	3						1.62"														
YAV6C-L2TC10-FX	1	61/24	**	# 10	5/8"	.44"	.50"	.07"	MRC840 (1) MY29-11 (1) Y2MR (1) Y1MR (1) Y81KFT (1) Y81KFTMBH (1) PAT81KFT-18V (1)	W5CVT (1) W5CRT (1) X5CRT (1)	W5CVT (1) W5CRT (1) X5CRT (1)	U5CRT (1)	Blue	7	1/2"						
YAV6C-L2TC10-FX-45	2															# 10	3/4"	.48"	.50"	.08"	1.94"
YAV6C-L2TC10-FX-90	3																				1.86"
YAV6C-L2TC10E2-FX	1			# 10	3/4"	.48"	.50"	.08"								1.38"					
YAV6C-L2TC10E2-FX-45	2															2.06"					
YAV6C-L2TC10E2-FX-90	3			# 10	11/16"	.44"	.50"	.07"								2.06"					
YAV6C-L2TC10E4-FX	1															1.57"					
YAV6C-L2TC10E4-FX-45	2			# 10	11/16"	.44"	.50"	.07"								2.00"					
YAV6C-L2TC10E4-FX-90	3															1.95"					
YAV6C-L2TC10E9-FX	1			# 10	1/2"	.48"	.50"	.08"								1.44"					
YAV6C-L2TC10E9-FX-45	2															1.81"					
YAV6C-L2TC10E9-FX-90	3			1.77"																	
																	1.27"				

\* Use PUADP-1 adaptor with "U" dies in Y46 HYPRESS™.  
\*\* The MM<sup>2</sup> conductor size referenced here is for both Class 2 and Class 5 conductor.  
\*\*\* The MM<sup>2</sup> conductor sizes listed are the recommendations for Class 5 conductor.

▲ See tooling section of this catalog for complete tool and die listings. Use ONLY color-coded die recommendations for "-FX" connectors. For nest/indenter system contact factory.  
◆ For applications greater than 2000 Volts consult cable manufacturer for voltage stress relief instructions.  
**Note:** All dimensions shown are for reference only.

### TWO HOLE HYLUG™ FLEX CONDUCTOR STANDARD BARREL (Continued)



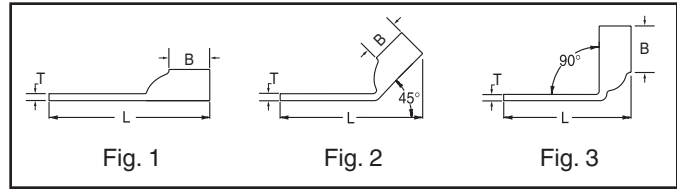
Catalog Number	Fig #	Conductor		Stud Hole Size	Stud Hole Spacing	Tongue Width	Figure Dimensions			Dieless (# of crimps)	▲ Installation Tooling					Wire Strip Length	
		AWG	MM²				(B)	(T)	(L)		Mechanical		Hydraulic		Color Code		Die Index
											MD6, OUR840, MD7-34R	BCT500HS, Y500CTHS	Y35, Y39, Y750, Y46*, PAT750				
YAV6C-L2TC14-FX	1	#6 WELD	16	1/4"	5/8"	.48"	.50"	.08"	2.06"	MY29-11 (1) Y2MR (1) Y1MR (1) Y81KFT (1) Y81KFTMBH (1) PAT81KFT-18V (1)	W5CVT (1) W5CRT (1) X5CRT (1)	W5CVT (1) W5CRT (1) X5CRT (1)	U5CRT (1)	Blue	7	7/16"	
YAV6C-L2TC14-FX-45	2																2.02"
YAV6C-L2TC14-FX-90	3																1.52"
YAV6C-L2TC14E2-FX	1																2.19"
YAV6C-L2TC14E2-FX-45	2																2.15"
YAV6C-L2TC14E2-FX-90	3																1.64"
YAV6C-L2TC14E1-FX	1																2.44"
YAV6C-L2TC14E1-FX-45	2																2.40"
YAV6C-L2TC14E1-FX-90	3																1.89"
YAV6C-L2TC516-FX	1																2.50"
YAV6C-L2TC516-FX-45	2																2.45"
YAV6C-L2TC516-FX-90	3																1.95"
YAV6C-L2TC38-FX	1																2.62"
YAV6C-L2TC38-FX-45	2																2.56"
YAV6C-L2TC38-FX-90	3																2.07"
YAV6C-L2NTC-FX	1																3.81"
YAV6C-L2NTC-FX-45	2	3.67"															
YAV6C-L2NTC-FX-90	3	3.29"															
YAV4C-L2NT10-FX	1	#4 WELD	-	# 10	5/8"	.41"	.50"	.09"	1.95"	MY29-11 (1) Y2MR (2) Y1MR (2) Y81KFT (1) Y81KFTMBH (1) PAT81KFT-18V (1)	W4CVT (1) W4CRT (1) X4CRT (1)	W4CVT (1) W4CRT (1) X4CRT (1)	U4CRT (1)	Gray	8	1/2"	
YAV4C-L2NT10-FX-45	2																1.94"
YAV4C-L2NT10-FX-90	3																1.43"
YAV4C-L2NT10E1-FX	1																2.33"
YAV4C-L2NT10E1-FX-45	2																2.31"
YAV4C-L2NT10E1-FX-90	3																1.80"
YAV4C-L2TC14-FX	1																2.08"
YAV4C-L2TC14-FX-45	2																2.06"
YAV4C-L2TC14-FX-90	3																1.55"
YAV4C-L2TC14E2-FX	1																2.20"
YAV4C-L2TC14E2-FX-45	2																2.19"
YAV4C-L2TC14E2-FX-90	3																1.68"
YAV4C-L2TC14E1-FX	1																2.45"
YAV4C-L2TC14E1-FX-45	2																2.44"
YAV4C-L2TC14E1-FX-90	3																1.93"
YAV4C-L2TC516-FX	1																2.52"
YAV4C-L2TC516-FX-45	2	2.50"															
YAV4C-L2TC516-FX-90	3	1.99"															
YAV4C-L2TC38-FX	1	2.68"															
YAV4C-L2TC38-FX-45	2	2.64"															
YAV4C-L2TC38-FX-90	3	2.11"															
YAV4C-L2NTC-FX	1	3.87"															
YAV4C-L2NTC-FX-45	2	3.91"															
YAV4C-L2NTC-FX-90	3	3.32"															
YAV2C-L2TC14-FX	1	#2 WELD	35	1/4"	5/8"	.68"	.63"	.10"	2.26"	W2CVT (1) W2CRT (1) X2CRT (1)	W2CVT (1) W2CRT (1) X2CRT (1)	U2CRT (1)	Brown	10	11/16"		
YAV2C-L2TC14-FX-45	2															2.22"	
YAV2C-L2TC14-FX-90	3															1.60"	
YAV2C-L2TC14E2-FX	1															2.38"	
YAV2C-L2TC14E2-FX-45	2															2.34"	
YAV2C-L2TC14E2-FX-90	3															1.73"	

C-67

\* Use PUADP-1 adaptor with "U" dies in Y46 HYPRESS™.  
 \*\* The 16 MM² referenced here is for both Class 2 and Class 5 conductor.  
 \*\*\* The MM² conductor sizes listed are the recommendations for Class 5 conductor.

▲ See tooling section of this catalog for complete tool and die listings. Use ONLY color-coded die recommendations for "FX" connectors. For nest/indenter system contact factory.  
 ◆ For applications greater than 2000 Volts consult cable manufacturer for voltage stress relief instructions.  
**Note:** All dimensions shown are for reference only.

### TWO HOLE HYLUG™ FLEX CONDUCTOR STANDARD BARREL (Continued)



C-68

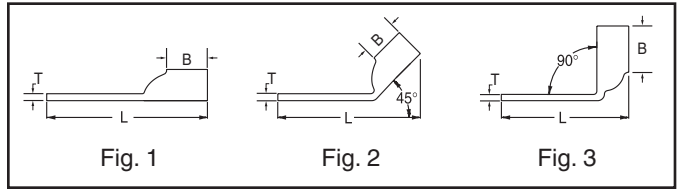

Catalog Number	Fig #	Conductor		Stud Hole Size	Stud Hole Spacing	Tongue Width	Figure Dimensions			Dieless (# of crimps)	▲ Installation Tooling				Wire Strip Length			
		AWG	MM <sup>2</sup>				(B)	(T)	(L)		Mechanical MD6, OUR840, MD7-34R	Hydraulic BCT500HS, Y500CTHS	Y35, Y39, Y750, Y46*, PAT750	Color Code		Die Index		
YAV2C-L2TC14E1-FX	1	150/24	35	1/4"	1"	.68"	.63"	.10"	2.63"	MY29-11 (1) Y2MR (2) Y1MR (2) Y81KFT (1) Y81KFTMBH (1) PAT81KFT-18V (1)	W2CVT (1) W2CRT (1) X2CRT (1)	W2CVT (1) W2CRT (1) X2CRT (1)	U2CRT (1)	Brown	10	11/16"		
YAV2C-L2TC14E1-FX-45	2								2.60"									
YAV2C-L2TC14E1-FX-90	3								1.98"									
YAV2C-L2TC516-FX	1			5/16"	1"	.68"	.63"	.10"	2.71"									
YAV2C-L2TC516-FX-45	2								2.70"									
YAV2C-L2TC516-FX-90	3								2.04"									
YAV2C-L2TC38-FX	1			#2 AWG	3/8"	1"	.68"	.63"	.10"								2.82"	
YAV2C-L2TC38-FX-45	2																2.78"	
YAV2C-L2TC38-FX-90	3																2.17"	
YAV2C-L2NNTC-FX	1			1/2"	1-3/4"	.83"	.63"	.08"	4.07"									
YAV2C-L2NNTC-FX-45	2								3.93"									
YAV2C-L2NNTC-FX-90	3								3.34"									
YAV1C-L2TC14-FX	1	175/24	-	1/4"	5/8"	.75"	.69"	.12"	2.35"	MY29-11 (1) Y81KFT (1) Y81KFTMBH (1) PAT81KFT-18V (1)	W1CVT (1) W1CRT-1 (1) X1CRT-1 (1)	W1CVT (1) W1CRT-1 (1) X1CRT-1 (1)	U1CRT-1 (1)	Green	11	11/16"		
YAV1C-L2TC14-FX-45	2								2.32"									
YAV1C-L2TC14-FX-90	3								1.64"									
YAV1C-L2TC14E1-FX	1			1/4"	1"	.75"	.69"	.12"	2.71"									
YAV1C-L2TC14E1-FX-45	2								2.69"									
YAV1C-L2TC14E1-FX-90	3								2.00"									
YAV1C-L2TC14E2-FX	1			225/24	#1 WELD	1/4"	3/4"	.75"	.69"								.12"	2.47"
YAV1C-L2TC14E2-FX-45	2																	2.45"
YAV1C-L2TC14E2-FX-90	3																	1.76"
YAV1C-L2TC516-FX	1			#1 AWG	5/16"	1"	.75"	.69"	.12"								2.79"	
YAV1C-L2TC516-FX-45	2																2.76"	
YAV1C-L2TC516-FX-90	3																2.08"	
YAV1C-L2TC38-FX	1	3/8"	1"	.75"	.69"	.12"	2.91"											
YAV1C-L2TC38-FX-45	2						2.88"											
YAV1C-L2TC38-FX-90	3						2.20"											
YAV1C-L2NNTC-FX	1	1/2"	1-3/4"	.83"	.69"	.11"	4.10"											
YAV1C-L2NNTC-FX-45	2						4.04"											
YAV1C-L2NNTC-FX-90	3						3.38"											
YAV25-L2TC14-FX	1	275/24	50	1/4"	5/8"	.83"	.69"	.12"	2.39"	MY29-11 (1) Y81KFT (1) Y81KFTMBH (1) PAT81KFT-18V (1)	W25VT (2) W25RT (2) X25RT (2)	W25VT (2) W25RT (2) X25RT (2)	U25RT (1)	Pink	12	11/16"		
YAV25-L2TC14-FX-45	2								2.35"									
YAV25-L2TC14-FX-90	3								1.66"									
YAV25-L2TC14E2-FX	1			1/4"	3/4"	.83"	.69"	.12"	2.51"									
YAV25-L2TC14E2-FX-45	2								2.47"									
YAV25-L2TC14E2-FX-90	3								1.79"									
YAV25-L2TC516E2-FX	1			5/16"	3/4"	.83"	.69"	.12"	2.57"									
YAV25-L2TC516E2-FX-45	2								2.53"									
YAV25-L2TC516E2-FX-90	3								1.85"									
YAV25-L2TC516-FX	1			1/0 WELD	5/16"	1"	.83"	.69"	.12"								2.82"	
YAV25-L2TC516-FX-45	2																2.78"	
YAV25-L2TC516-FX-90	3																2.10"	
YAV25-L2TC38-FX	1	1/0 AWG	3/8"	1"	.83"	.69"	.12"	2.95"										
YAV25-L2TC38-FX-45	2							2.91"										
YAV25-L2TC38-FX-90	3							2.23"										
YAV25-L2TC12E1-FX	1	1/2"	1"	.83"	.69"	.12"	3.20"											
YAV25-L2TC12E1-FX-45	2						3.16"											
YAV25-L2TC12E1-FX-90	3						2.48"											

\* Use PUADP-1 adaptor with "U" dies in Y46 HYPRESS™.  
 \*\*\* The MM<sup>2</sup> conductor sizes listed are the recommendations for Class 5 conductor.

▲ See tooling section of this catalog for complete tool and die listings. Use ONLY color-coded die recommendations for "-FX" connectors. For nest/indenter system contact factory.

◆ For applications greater than 2000 Volts consult cable manufacturer for voltage stress relief instructions.  
 Note: All dimensions shown are for reference only.

### TWO HOLE HYLUG™ FLEX CONDUCTOR STANDARD BARREL (Continued)

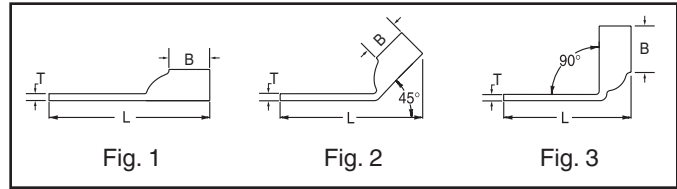


Catalog Number	Fig #	Conductor		Stud Hole Size	Stud Hole Spacing	Tongue Width	Figure Dimensions			▲ Installation Tooling							
		AWG	MM²				(B)	(T)	(L)	Dieless (# of crimps)	Mechanical		Hydraulic		Color Code	Die Index	Wire Strip Length
											MD6, OUR840, MD7-34R	BCT500HS, Y500CTHS	Y35, Y39, Y750, Y46*, PAT750				
YAV25-L2NTC-FX	1	275/24		1/2"	1-3/4"	.83"	.69"	.12"	4.14"	MY29-11 (1) Y644HS (1) Y81KFT (1) Y81KFTMBH (1) PAT81KFT-18V (1)	W25VT (2)	W25VT (2)	U25RT (1)	Pink	12	11/16"	
YAV25-L2NTC-FX-45	2	1/0 AWG	50						4.10"								
YAV25-L2NTC-FX-90	3	1/0 WELD							3.41"								
YAV26-L2TC14-FX	1			1/4"	5/8"	.93"	.81"	.13"	2.56"								
YAV26-L2TC14-FX-45	2								2.49"								
YAV26-L2TC14-FX-90	3								1.70"								
YAV26-L2TC14E2-FX	1			1/4"	3/4"	.93"	.81"	.13"	2.68"								
YAV26-L2TC14E2-FX-45	2								2.61"								
YAV26-L2TC14E2-FX-90	3								1.83"								
YAV26-L2TC516-FX	1	325/24	70	5/16"	1"	.93"	.81"	.13"	2.99"								
YAV26-L2TC516-FX-45	2	2/0 WELD							2.93"								
YAV26-L2TC516-FX-90	3								2.14"								
YAV26-L2TC38-FX	1	2/0 AWG		3/8"	1"	.93"	.81"	.13"	3.12"								
YAV26-L2TC38-FX-45	2								3.05"								
YAV26-L2TC38-FX-90	3								2.26"								
YAV26-L2TC12E1-FX	1			1/2"	1"	.93"	.81"	.13"	3.37"								
YAV26-L2TC12E1-FX-45	2								3.30"								
YAV26-L2TC12E1-FX-90	3								2.51"								
YAV26-L2NTC-FX	1			1/2"	1-3/4"	.93"	.81"	.13"	4.31"								
YAV26-L2NTC-FX-45	2								4.24"								
YAV26-L2NTC-FX-90	3								3.45"								
YAV27-L2TC14-FX	1			1/4"	5/8"	1.03"	1.00"	.14"	2.83"								
YAV27-L2TC14-FX-45	2								2.69"								
YAV27-L2TC14-FX-90	3								1.74"								
YAV27-L2TC38-FX	1	450/24	95	3/8"	1"	1.03"	1.00"	.14"	3.35"								
YAV27-L2TC38-FX-45	2	3/0 WELD							3.23"								
YAV27-L2TC38-FX-90	3								2.30"								
YAV27-L2TC-FX	1	3/0 AWG		1/2"	1-3/4"	1.03"	1.00"	.14"	4.54"								
YAV27-L2TC-FX-45	2								4.42"								
YAV27-L2TC-FX-90	3								3.49"								
YAV27-L2TC516-FX	1			5/16"	1"	1.03"	1.00"	.14"	3.22"								
YAV27-L2TC516-FX-45	2								3.11"								
YAV27-L2TC516-FX-90	3								2.18"								
YAV28-L2TC14E2-FX	1			1/4"	3/4"	1.12"	1.03"	.15"	2.91"								
YAV28-L2TC14E2-FX-45	2								2.80"								
YAV28-L2TC14E2-FX-90	3								1.86"								
YAV28-L2TC14-FX	1			1/4"	5/8"	1.12"	1.03"	.15"	2.86"								
YAV28-L2TC14-FX-45	2								2.74"								
YAV28-L2TC14-FX-90	3								1.78"								
YAV28-L2TC516-FX	1	550/24	**	5/16"	1"	1.12"	1.03"	.15"	3.30"								
YAV28-L2TC516-FX-45	2	4/0 WELD	120						3.18"								
YAV28-L2TC516-FX-90	3								2.22"								
YAV28-L2TC38-FX	1	4/0 AWG		3/8"	1"	1.12"	1.03"	.15"	3.43"								
YAV28-L2TC38-FX-45	2								3.30"								
YAV28-L2TC38-FX-90	3								2.34"								
YAV28-L2NTC-FX	1			1/2"	1-3/4"	1.20"	1.03"	.15"	4.18"								
YAV28-L2NTC-FX-45	2								4.05"								
YAV28-L2NTC-FX-90	3								3.09"								

\* Use PUADP-1 adaptor with "U" dies in Y46 HYPRESS™.  
 \*\* The 120 MM² referenced here is for both Class 2 and Class 5 conductor.  
 \*\*\* The MM² conductor sizes listed are the recommendations for Class 5 conductor.

▲ See tooling section of this catalog for complete tool and die listings. Use ONLY color-coded die recommendations for "FX" connectors. For nest/indenter system contact factory.  
 ◆ For applications greater than 2000 Volts consult cable manufacturer for voltage stress relief instructions.  
**Note:** All dimensions shown are for reference only.

### TWO HOLE HYLUG™ FLEX CONDUCTOR STANDARD BARREL (Continued)



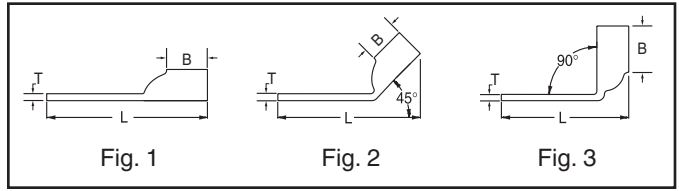

C-70

Catalog Number	Fig #	Conductor		Stud Hole Size	Stud Hole Spacing	Tongue Width	Figure Dimensions			▲ Installation Tooling								
		AWG	*** MM <sup>2</sup>				(B)	(T)	(L)	Dieless (# of crimps)	Mechanical		Hydraulic		Color Code	Die Index	Wire Strip Length	
											MD6, OUR840, MD7-34R	BCT500HS, Y500CTHS	Y35, Y39, Y750, Y46*, PAT750					
YAV28-L2TC14E2	1	550/24	120	1/4"	3/4"	1.14"	1.03"	.15"	2.99"	MY29-11 (1) Y644HS (1) Y81KFT (1) Y81KFTMBH (1) PAT81KFT-18V (1)	W28VT (2) W28RT (2) X28RT (3)	W28VT (2) W28RT (2) X28RT (3)	U28RT (1)	Purple	15	1-1/16"		
YAV28-L2TC14E2-45	2						1.03"	.15"	2.87"									
YAV28-L2TC14E2-90	3						1.03"	.15"	1.90"									
YAV28-L2NT38-FX	1			3/8"	1"	.94"	1.03"	.15"	3.44"									
YAV28-L2NT38-FX-45	2						1.03"	.15"	3.36"									
YAV28-L2NT38-FX-90	3						1.03"	.15"	2.36"									
YAV28-LTC12E1-FX	1			4/0 WELD	120	1/2"	1"	1.14"	1.03"								.15"	3.68"
YAV28-LTC12E1-FX-45	2								1.03"								.15"	3.55"
YAV28-LTC12E1-FX-90	3								1.03"								.15"	2.59"
YAV28-L2TC12-FX	1			4/0 AWG	120	1/2"	1-1/4"	1.14"	1.03"								.15"	3.93"
YAV28-L2TC12-FX-45	2								1.03"								.15"	3.80"
YAV28-L2TC12-FX-90	3								1.03"								.15"	2.84"
YAV28-L2NTC-FX	1	1/2"	1-3/4"	1.14"	1.03"	.15"	4.62"		4.62"									
YAV28-L2NTC-FX-45	2						4.49"		4.49"									
YAV28-L2NTC-FX-90	3						3.53"		3.53"									
YAV29-L2TC14E2-FX	1	550/24	-	1/4"	3/4"	1.12"	1.03"	.16"	2.91"	Y644HS (1) Y81KFT (1) Y81KFTMBH (1) PAT81KFT-18V (1)	W29VT (2) X29RT (4)	W29VT (2) W29RT (2) X29RT (4)	U29RT (1)	Yellow	16	1-1/16"		
YAV29-L2TC14E2-FX-45	2						1.03"	.16"	2.80"									
YAV29-L2TC14E2-FX-90	3						1.03"	.16"	1.86"									
YAV29-L2TC14-FX	1			1/4"	5/8"	1.12"	1.03"	.16"	1.78"									2.86"
YAV29-L2TC14-FX-45	2								1.78"									2.74"
YAV29-L2TC14-FX-90	3								1.78"									1.78"
YAV29-L2TC516-FX	1			5/16"	1"	1.12"	1.03"	.16"	3.30"									3.30"
YAV29-L2TC516-FX-45	2								3.18"									3.18"
YAV29-L2TC516-FX-90	3								2.22"									2.22"
YAV29-L2TC38-FX	1			3/8"	1"	.94"	1.03"	.16"	3.43"									3.43"
YAV29-L2TC38-FX-45	2								3.30"									3.30"
YAV29-L2TC38-FX-90	3								2.34"									2.34"
YAV29-L2NTC-FX	1	1/2"	1-3/4"	1.20"	1.03"	.16"	4.18"		4.18"									
YAV29-L2NTC-FX-45	2						4.05"		4.05"									
YAV29-L2NTC-FX-90	3						3.09"		3.09"									
YAV29-L2NT38-FX	1	3/8"	1"	.94"	1.03"	.16"	3.44"		3.44"									
YAV29-L2NT38-FX-45	2						3.36"		3.36"									
YAV29-L2NT38-FX-90	3						2.36"		2.36"									
YAV29-LTC12E1-FX	1	1/2"	1"	1.14"	1.03"	.16"	3.68"		3.68"									
YAV29-LTC12E1-FX-45	2						3.55"		3.55"									
YAV29-LTC12E1-FX-90	3						2.59"		2.59"									
YAV29-L2TC12-FX	1	1/2"	1-1/4"	1.14"	1.03"	.16"	3.93"		3.93"									
YAV29-L2TC12-FX-45	2						3.80"		3.80"									
YAV29-L2TC12-FX-90	3						2.84"		2.84"									
YA30-L2TC38-FX	1	250 FLEX CLASS G 239 STR CLASS H 427 STR	-	3/8"	1"	1.20"	1.03"	.16"	3.45"	Y644HS (1) Y81KFT (1) Y81KFTMBH (1) PAT81KFT-18V (1)	W29VT (2) X29RT (4)	W29VT (2) W29RT (2) X29RT (4)	U29RT (1)	Yellow	16	1-1/16"		
YA30-L2TC38-FX-45	2						1.03"	.16"	3.36"									
YA30-L2TC38-FX-90	3						1.03"	.16"	2.37"									
YA30-L2TC12-FX	1			1/2"	1-1/4"	1.20"	1.03"	.16"	3.95"									3.95"
YA30-L2TC12-FX-45	2								3.86"									3.86"
YA30-L2TC12-FX-90	3								2.87"									2.87"
YA30-L2NTC-FX	1			1/2"	1-3/4"	1.20"	1.03"	.16"	4.63"									4.63"
YA30-L2NTC-FX-45	2								4.55"									4.55"
YA30-L2NTC-FX-90	3								3.56"									3.56"

\* Use PUADP-1 adaptor with "U" dies in Y46 HYPRESS™.  
 \*\* The 120 MM<sup>2</sup> referenced here is for both Class 2 and Class 5 conductor.  
 \*\*\* The MM<sup>2</sup> conductor sizes listed are the recommendations for Class 5 conductor.

▲ See tooling section of this catalog for complete tool and die listings. Use ONLY color-coded die recommendations for "FX" connectors. For nest/indenter system contact factory.  
 ◆ For applications greater than 2000 Volts consult cable manufacturer for voltage stress relief instructions.  
**Note:** All dimensions shown are for reference only.

### TWO HOLE HYLUG™ FLEX CONDUCTOR STANDARD BARREL (Continued)



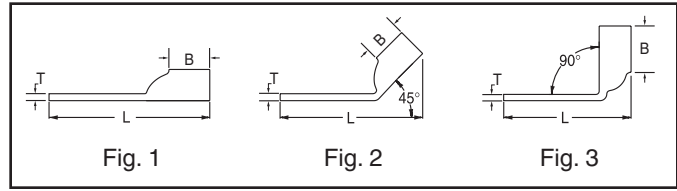

Catalog Number	Fig #	Conductor					▲ Installation Tooling																	
		AWG	MM <sup>2</sup>	Stud Hole Size	Stud Hole Spacing	Tongue Width	Figure Dimensions			Dieless (# of crimps)	Mechanical MD6, OUR840, MD7-34R	Hydraulic		Color Code	Die Index	Wire Strip Length								
							(B)	(T)	(L)			BCT500HS, Y500CTHS	Y35, Y39, Y750, Y46*, PAT750											
YA31-L2TC38-FX	1	250 FLEX 637/24 CLASS I, K, M*	150	3/8"	1"	1.29"	1.06"	.18"	3.51"	Y644HS (1) Y81KFT (1) Y81KFTMBH (1) PAT81KFT-18V (1)	W30VT (2)	W30RT (2)	U30RT (2)	White	17	1-1/8"								
YA31-L2TC38-FX-45	2						1.06"	.18"	3.43"															
YA31-L2TC38-FX-90	3						1.06"	.18"	2.41"															
YA31-L2TC12-FX	1			775/24 313.1 kcmil	185	1/2"	1-1/4"	1.29"	1.06"								.18"	4.01"	W31VT (2)	W31RT (2)	U31RT (2)	Red	18	1-1/4"
YA31-L2TC12-FX-45	2								1.06"								.18"	3.93"						
YA31-L2TC12-FX-90	3								1.06"								.18"	2.91"						
YA31-L2NTC-FX	1					3/8"	1-3/4"	1.29"	1.06"								.18"	4.70"						
YA31-L2NTC-FX-45	2								1.06"								.18"	4.62"						
YA31-L2NTC-FX-90	3								1.06"								.18"	3.60"						
YA31-L2NTC38-FX	1			373.7 kcmil 925/24 (350 MCM NOM)	240	3/8"	1"	1.52"	1.27"								.23"	3.69"	W32VT (2)	W32RT (2)	U32RT (2)	Blue	19	1-5/16"
YA31-L2NTC38-FX-45	2								1.27"								.23"	3.59"						
YA31-L2NTC38-FX-90	3								1.27"								.23"	2.45"						
YA32-L2TC38-FX	1	373.7 kcmil 925/24 (350 MCM NOM)	240			1/2"	1-3/4"	1.38"	1.19"	.19"	4.88"	W32VT (2)	W32RT (2)	U32RT (2)	Blue	19	1-5/16"							
YA32-L2TC38-FX-45	2								1.19"	.19"	4.78"													
YA32-L2TC38-FX-90	3								1.19"	.19"	3.64"													
YA32-L2NTC-FX	1					3/8"	1"	1.52"	1.27"	.23"	5.06"													
YA32-L2NTC-FX-45	2								1.27"	.23"	5.00"													
YA32-L2NTC-FX-90	3								1.27"	.23"	3.73"													
YA34-L2TC38-FX	1	444.4 kcmil	300			5/16"	1"	1.55"	1.27"	.23"	3.75"	-	-	U34RT (2)	Brown	20	1-7/16"							
YA34-L2TC38-FX-45	2								1.27"	.23"	3.69"													
YA34-L2TC38-FX-90	3								1.27"	.23"	2.42"													
YA34-L2NTC38-FX	1			1100/24	-	3/8"	1"	1.72"	1.38"	.27"	3.88"							-	-	U38XRT (2)	Pink	L99	1-7/16"	
YA34-L2NTC38-FX-45	2								1.38"	.27"	3.81"													
YA34-L2NTC38-FX-90	3								1.38"	.27"	2.54"													
YA34-L2NTC-FX	1					3/8"	1-3/4"	1.55"	1.27"	.23"	4.63"													
YA34-L2NTC-FX-45	2								1.27"	.23"	4.56"													
YA34-L2NTC-FX-90	3								1.27"	.23"	3.29"													
YA36-L2TC38-FX	1			535.3 kcmil 1325/24 (500 MCM NOM)	300	3/8"	1"	1.81"	1.45"	.27"	4.24"							-	-	U38XRT (2)	Pink	L99	1-7/16"	
YA36-L2TC38-FX-45	2								1.45"	.27"	4.21"													
YA36-L2TC38-FX-90	3								1.45"	.27"	2.81"													
YA36-L2NTC-FX	1	1/2"	1-1/4"			1.81"	1.45"	.27"	5.24"															
YA36-L2NTC-FX-45	2						1.45"	.27"	5.21"															
YA36-L2NTC-FX-90	3						1.45"	.27"	3.81"															
YA38-L2TC38-FX	1	535.3 kcmil 1325/24 (500 MCM NOM)	300	3/8"	1"	1.81"	1.45"	.27"	4.35"	-	-	U38XRT (2)	Pink	L99	1-7/16"									
YA38-L2TC38-FX-45	2						1.45"	.27"	4.30"															
YA38-L2TC38-FX-90	3						1.45"	.27"	2.84"															
YA38-L2TC12-FX	1			1/2"	1-1/4"	1.81"	1.45"	.27"	4.67"															
YA38-L2TC12-FX-45	2						1.45"	.27"	4.61"															
YA38-L2TC12-FX-90	3						1.45"	.27"	3.16"															

C-71

\* Use PUADP-1 adaptor with "U" dies in Y46 HYPRESS™.  
 \*\*\* The MM<sup>2</sup> conductor sizes listed are the recommendations for Class 5 conductor.  
 ▲ See tooling section of this catalog for complete tool and die listings. Use ONLY color-coded die recommendations for "-FX" connectors. For nest/indenter system contact factory.

◆ For applications greater than 2000 Volts consult cable manufacturer for voltage stress relief instructions.  
 Note: All dimensions shown are for reference only.

### TWO HOLE HYLUG™ FLEX CONDUCTOR STANDARD BARREL (Continued)



C-72

Catalog Number	Fig #	Conductor		Stud Hole Size	Stud Hole Spacing	Tongue Width	Figure Dimensions			▲ Installation Tooling					Wire Strip Length															
		AWG	MM <sup>2</sup>				(B)	(T)	(L)	Dieless (# of crimps)	Mechanical	Hydraulic		Color Code		Die Index														
											MD6, OUR840, MD7-34R	BCT500HS, Y500CTHS	Y35, Y39, Y750, Y46*, PAT750																	
YA38-L2NTC-FX	1	535.3 kcmil 1325/24 (600 MCM NOM)	300	1/2"	1-3/4"	1.81"	1.45"	.27"	5.35"	Y644HS (1) Y81KFT (1) Y81KFTMBH (1) PAT81KFT-18V (1)	-	-	U38XRT (2)	Pink	L99	1-7/16"														
YA38-L2NTC-FX-45	2						1.45"	.27"	5.30"																					
YA38-L2NTC-FX-90	3						1.45"	.27"	3.84"																					
YA38-L2TC516-FX	1			5/16"	1"	1.84"	1.45"	.27"	3.98"								-	-	U38RT (2)	Purple	23	1-3/8"								
YA38-L2TC516-FX-45	2						1.45"	.27"	3.98"																					
YA38-L2TC516-FX-90	3						1.45"	.27"	2.53"																					
YA38-L2NT38-FX	1			3/8"	1"	1.63"	1.45"	.27"	4.35"														-	-	U39RT (2)	Black	24	1-5/16"		
YA38-L2NT38-FX-45	2						1.45"	.27"	4.30"																					
YA38-L2NT38-FX-90	3						1.45"	.27"	2.84"																					
YA38-L2NNT-FX	1			1/2"	1-3/4"	1.63"	1.45"	.27"	5.35"																				-	-
YA38-L2NNT-FX-45	2	1.45"	.27"				5.30"																							
YA38-L2NNT-FX-90	3	1.45"	.27"				3.84"																							
YA39-L2NTC-FX	1	600 kcmil	-	1/2"	1-3/4"	1.91"	1.42"	.27"	5.36"	-	-	U44XRT (2)	Yellow	L115	1-5/8"															
YA39-L2NTC-FX-45	2						1.42"	.27"	5.31"																					
YA39-L2NTC-FX-90	3						1.42"	.27"	3.87"																					
YA40-L2NTC-FX	1	646 kcmil	400	1/2"	1-3/4"	1.95"	1.42"	.30"	5.38"							-	-	U44XRT (2)	Yellow	L115	1-5/8"									
YA40-L2NTC-FX-45	2						1.42"	.30"	5.38"																					
YA40-L2NTC-FX-90	3						1.42"	.30"	3.91"																					
YA40-L2TC38-FX	1	1600/24	3/8"	1"	1.98"	1.42"	.30"	4.28"	-													-	U44XRT (2)	Yellow	L115	1-5/8"				
YA40-L2TC38-FX-45	2					1.42"	.30"	4.20"																						
YA40-L2TC38-FX-90	3					1.42"	.30"	2.72"																						
YA40-L2NNT-FX	1	1/2"	1-3/4"	1.63"	1.42"	.30"	5.38"	-																			-	U44XRT (2)	Yellow	L115
YA40-L2NNT-FX-45	2				1.42"	.30"	5.38"																							
YA40-L2NNT-FX-90	3				1.42"	.30"	3.91"																							
YA44-L2TC38-FX	1	777.7 kcmil	500	3/8"	1"	2.19"	1.65"			.33"	4.74"	Y644HS (1) Y81KFT (2) Y81KFTMBH (2) PAT81KFT-18V (2)	-	-	U44XRT (2)															
YA44-L2TC38-FX-45	2						1.65"			.33"	4.71"																			
YA44-L2TC38-FX-90	3						1.65"			.33"	3.02"																			
YA44-L2NTC-FX	1			1925/24	500	1/2"	1-3/4"			2.19"	1.65"					.33"	5.74"	-	-	U44XRT (2)	Yellow									
YA44-L2NTC-FX-45	2								1.65"		.33"					5.71"														
YA44-L2NTC-FX-90	3								1.65"		.33"					4.02"														
YA44-L2TC58-FX	1			750 MCM NOM	5/8"	1-1/2"	2.19"		1.65"	.33"	5.55"					-	-					U44XRT (2)	Yellow	L115	1-5/8"					
YA44-L2TC58-FX-45	2							1.65"	.33"	5.52"																				
YA44-L2TC58-FX-90	3							1.65"	.33"	3.83"																				
YA44-L2TC12-FX	1			1/2"	1-1/4"	2.19"	1.65"	.33"	5.05"	-	-															U44XRT (2)	Yellow	L115	1-5/8"	
YA44-L2TC12-FX-45	2	1.65"	.33"				5.02"																							
YA44-L2TC12-FX-90	3	1.65"	.33"				3.33"																							
YA44-L2TC12E3-FX	1	1/2"	1-1/2"	2.19"	1.65"	.33"	5.30"	-	-			U44XRT (2)	Yellow	L115	1-5/8"															
YA44-L2TC12E3-FX-45	2				1.65"	.33"	5.27"																							
YA44-L2TC12E3-FX-90	3				1.65"	.33"	3.58"																							
YA44-L2NT38-FX	1	3/8"	1"	1.63"	1.65"	.33"	4.74"											-	-	U44XRT (2)	Yellow									L115
YA44-L2NT38-FX-45	2				1.65"	.33"	4.71"																							
YA44-L2NT38-FX-90	3				1.65"	.33"	3.02"																							
YA44-L2NNT-FX	1	1/2"	1-3/4"	1.63"	1.65"	.33"	5.74"									-	-					U44XRT (2)	Yellow	L115	1-5/8"					
YA44-L2NNT-FX-45	2				1.65"	.33"	5.71"																							
YA44-L2NNT-FX-90	3				1.65"	.33"	4.02"																							

\* Use PUADP-1 adaptor with "U" dies in Y46 HYPRESS™.  
 \*\*\* The MM<sup>2</sup> conductor sizes listed are the recommendations for Class 5 conductor.  
 ▲ See tooling section of this catalog for complete tool and die listings. Use ONLY color-coded die recommendations for "-FX" connectors. For nest/indenter system contact factory.

◆ For applications greater than 2000 Volts consult cable manufacturer for voltage stress relief instructions.  
**Note:** All dimensions shown are for reference only.